



SIMATIC S7-300, CPU 315T-3 PN/DP, Central processing unit for PLC and technology tasks, 384 KB work memory, 1st interface MPI/DP 12 Mbit/s, 2nd interface DP (drive), 3rd interface Ethernet PROFINET with 2-port switch, Integr. I/O for technology, Front connector (1x 40-pole) and Micro Memory Card min. 8 MB required

General information	
Product type designation	CPU 315T-3 PN/DP
HW functional status	01
Firmware version	CPU: V3.2; integrated technology V4.1.5
Product function	
• Isochronous mode	Yes; Via PROFIBUS DP or PROFINET interface
Engineering with	
• Programming package	STEP 7 V5.5 SP2 or higher and S7-Technology option package V4.2 SP3
Supply voltage	
Rated value (DC)	24 V
permissible range, lower limit (DC)	19.2 V
permissible range, upper limit (DC)	28.8 V
external protection for power supply lines (recommendation)	2 A min.
Load voltage L+	
• Rated value (DC)	24 V
• Reverse polarity protection	Yes
Digital outputs	
— Rated value (DC)	24 V; (2L+)
— Reverse polarity protection	No; (2L+)
Input current	
Current consumption (rated value)	1 050 mA
Current consumption (in no-load operation), typ.	230 mA
Inrush current, typ.	6.5 A
I <sub>pt</sub>	1 A <sup>2</sup> ·s
Power loss	
Power loss, typ.	7.5 W
Memory	
Work memory	
• integrated	384 kbyte
• expandable	No
Load memory	
• Plug-in (MMC)	Yes
• Plug-in (MMC), max.	8 Mbyte
• Data management on MMC (after last programming), min.	10 a
Backup	
• present	Yes; Guaranteed by MMC (maintenance-free)
• without battery	Yes; Program and data
CPU processing times	
for bit operations, typ.	0.05 μs

for word operations, typ.	0.09 $\mu$ s
for fixed point arithmetic, typ.	0.12 $\mu$ s
for floating point arithmetic, typ.	0.45 $\mu$ s
<b>CPU-blocks</b>	
Number of blocks (total)	1 024; (DBs, FCs, FBs); the maximum number of loadable blocks can be reduced by the MMC used.
<b>DB</b>	
• Number, max.	1 024; Number range: 1 to 16000
• Size, max.	64 kbyte
<b>FB</b>	
• Number, max.	1 024; Number range: 0 to 7999
• Size, max.	64 kbyte
<b>FC</b>	
• Number, max.	1 024; Number range: 0 to 7999
• Size, max.	64 kbyte
<b>OB</b>	
• Number, max.	see instruction list
• Size, max.	64 kbyte
• Number of free cycle OBs	1; OB 1
• Number of time alarm OBs	1; OB 10
• Number of delay alarm OBs	2; OB 20, 21
• Number of cyclic interrupt OBs	4; OB 32, 33, 34, 35
• Number of process alarm OBs	1; OB 40
• Number of DPV1 alarm OBs	3; OB 55, 56, 57
• Number of isochronous mode OBs	1; OB 61 - isochronous mode is possible either on DP or PROFINET IO (not simultaneously)
• Number of technology synchronous alarm OBs	1; OB 65
• Number of startup OBs	1; OB 100
• Number of asynchronous error OBs	6; OB 80, 82, 83, 85, 86, 87 (OB83 only for PROFINET IO)
• Number of synchronous error OBs	2; OB 121, 122
<b>Nesting depth</b>	
• per priority class	16
• additional within an error OB	4
<b>Counters, timers and their retentivity</b>	
<b>S7 counter</b>	
• Number	256
<b>Retentivity</b>	
— adjustable	Yes
— preset	Z 0 to Z 7
<b>Counting range</b>	
— adjustable	Yes
— lower limit	0
— upper limit	999
<b>IEC counter</b>	
• present	Yes
• Type	SFB
• Number	Unlimited (limited only by RAM capacity)
<b>S7 times</b>	
• Number	256
<b>Retentivity</b>	
— adjustable	Yes
— preset	No retentivity
<b>Time range</b>	
— lower limit	10 ms
— upper limit	9 990 s
<b>IEC timer</b>	
• present	Yes
• Type	SFB
• Number	Unlimited (limited only by RAM capacity)
<b>Data areas and their retentivity</b>	
Retentive data area (incl. timers, counters, flags), max.	128 kbyte

<b>Flag</b>	
• Size, max.	2 048 byte
• Retentivity available	Yes; MB 0 to MB 2 047
• Retentivity preset	MB 0 to MB 15
• Number of clock memories	8; 1 memory byte
<b>Data blocks</b>	
• Retentivity adjustable	Yes; via non-retain property on DB
• Retentivity preset	Yes
<b>Local data</b>	
• per priority class, max.	32 768 byte; Max. 2048 bytes per block
<b>Address area</b>	
<b>I/O address area</b>	
• Inputs	2 048 byte
• Outputs	2 048 byte
of which distributed	
— Inputs	2 048 byte
— Outputs	2 048 byte
<b>Process image</b>	
• Inputs	2 048 byte
• Outputs	2 048 byte
• Inputs, adjustable	2 048 byte
• Outputs, adjustable	2 048 byte
• Inputs, default	128 byte
• Outputs, default	128 byte
Default addresses of the integrated channels	
— Digital inputs	66
— Digital outputs	66
<b>Subprocess images</b>	
• Number of subprocess images, max.	1; With PROFINET IO, the length of the user data is limited to 1600 bytes
<b>Digital channels</b>	
• Inputs	16 384
— of which central	256
• Outputs	16 384
— of which central	256
<b>Analog channels</b>	
• Inputs	1 024
— of which central	64
• Outputs	1 024
— of which central	64
<b>Hardware configuration</b>	
Number of expansion units, max.	0
Number of DP masters	
• integrated	2; 1 DP and 1 DP (drive)
• via CP	2; for DP
Number of operable FMs and CPs (recommended)	
• FM	8
• CP, PtP	8
• CP, LAN	8
<b>Rack</b>	
• Racks, max.	1
• Modules per rack, max.	8
<b>Time of day</b>	
<b>Clock</b>	
• Hardware clock (real-time)	Yes
• retentive and synchronizable	Yes
• Backup time	6 wk; At 40 °C ambient temperature
• Deviation per day, max.	10 s; Typ.: 2 s
• Behavior of the clock following POWER-ON	Clock continues running after POWER OFF
• Behavior of the clock following expiry of backup period	the clock continues at the time of day it had when power was switched off
<b>Operating hours counter</b>	

• Number	1
• Number/Number range	0
• Range of values	0 to 2 <sup>31</sup> hours (when using SFC 101)
• Granularity	1 h
• retentive	Yes; Must be restarted at each restart
<b>Clock synchronization</b>	
• supported	Yes
• to MPI, master	Yes
• on MPI, device	Yes
• to DP, master	Yes
• on DP, device	Yes; Only time-of-day slave
• in AS, master	Yes
• in AS, device	Yes
• on Ethernet via NTP	Yes; As client
<b>Digital inputs</b>	
Number of digital inputs	4
• of which inputs usable for technological functions	4
Input characteristic curve in accordance with IEC 61131, type 1	Yes
<b>Number of simultaneously controllable inputs</b>	
horizontal installation	
— up to 40 °C, max.	4
— up to 60 °C, max.	4
vertical installation	
— up to 40 °C, max.	4
<b>Input voltage</b>	
• Rated value (DC)	24 V
• for signal "0"	-3 to +5V
• for signal "1"	+15 to +30 V
<b>Input current</b>	
• for signal "1", typ.	7 mA
<b>Input delay (for rated value of input voltage)</b>	
for technological functions	
— at "0" to "1", max.	10 µs; Typical
— at "1" to "0", max.	10 µs; Typical
<b>Cable length</b>	
• shielded, max.	1 000 m
<b>Digital outputs</b>	
Number of digital outputs	8
• of which high-speed outputs	8
Functions	for technology functions, e.g. high-speed cam switch signals
<b>Short-circuit protection</b>	
• Response threshold, typ.	1 A
Limitation of inductive shutdown voltage to	48 V
Controlling a digital input	No
<b>Switching capacity of the outputs</b>	
• on lamp load, max.	5 W
<b>Load resistance range</b>	
• lower limit	48 Ω
• upper limit	4 kΩ
<b>Output voltage</b>	
• for signal "0", max.	3 V; (2L+)
• for signal "1", min.	Rated voltage -2.5 V
<b>Output current</b>	
• for signal "1" rated value	0.5 A
• for signal "1" permissible range for 0 to 60 °C, min.	5 mA
• for signal "1" permissible range for 0 to 60 °C, max.	0.6 A
• for signal "0" residual current, max.	0.3 mA
<b>Parallel switching of two outputs</b>	
• for uprating	No
• for redundant control of a load	No
<b>Switching frequency</b>	

<ul style="list-style-type: none"> <li>• with resistive load, max.</li> </ul>	100 Hz
<ul style="list-style-type: none"> <li>• with inductive load, max.</li> </ul>	0.2 Hz; According to IEC 60947-5-1, DC-13
<ul style="list-style-type: none"> <li>• on lamp load, max.</li> </ul>	100 Hz
<b>Total current of the outputs (per group)</b>	
horizontal installation	
— up to 40 °C, max.	4 A
— up to 60 °C, max.	3 A
all other mounting positions	
— up to 40 °C, max.	4 A
<b>Integrated high-speed cams</b>	
<ul style="list-style-type: none"> <li>• Switching accuracy (+/-)</li> </ul>	70 µs
<b>Cable length</b>	
<ul style="list-style-type: none"> <li>• shielded, max.</li> </ul>	1 000 m
<b>Analog inputs</b>	
Number of analog inputs	0
<b>Encoder</b>	
Connectable encoders	
<ul style="list-style-type: none"> <li>• 2-wire sensor</li> </ul>	No
<b>Interfaces</b>	
Number of PROFINET interfaces	1
Number of RS 485 interfaces	2
Number of RS 422 interfaces	0
<b>1. Interface</b>	
Interface type	Integrated RS 485 interface
Isolated	Yes
Interface types	
<ul style="list-style-type: none"> <li>• RS 485</li> </ul>	Yes
<ul style="list-style-type: none"> <li>• Output current of the interface, max.</li> </ul>	200 mA
Protocols	
<ul style="list-style-type: none"> <li>• MPI</li> </ul>	Yes
<ul style="list-style-type: none"> <li>• PROFIBUS DP master</li> </ul>	Yes
<ul style="list-style-type: none"> <li>• PROFIBUS DP device</li> </ul>	Yes
<ul style="list-style-type: none"> <li>• Point-to-point connection</li> </ul>	No
MPI	
<ul style="list-style-type: none"> <li>• Transmission rate, max.</li> </ul>	12 Mbit/s
Services	
— PG/OP communication	Yes
— Routing	Yes
— Global data communication	Yes
— S7 basic communication	Yes
— S7 communication	Yes
— S7 communication, as client	No; but via CP and loadable FB
— S7 communication, as server	Yes
PROFIBUS DP master	
<ul style="list-style-type: none"> <li>• Transmission rate, max.</li> </ul>	12 Mbit/s
<ul style="list-style-type: none"> <li>• max. number of DP devices</li> </ul>	124
Services	
— PG/OP communication	Yes
— Routing	Yes
— Global data communication	No
— S7 basic communication	Yes; 1 blocks only
— S7 communication	Yes
— S7 communication, as client	No
— S7 communication, as server	Yes
— Equidistance	Yes
— Isochronous mode	Yes; OB 61; isochronous mode can only be used alternatively on PROFIBUS DP or PROFINET IO
— SYNC/FREEZE	Yes
— activation/deactivation of DP devices	Yes
— max. number of DP devices that can be activated/deactivated at the same time	8

— Direct data exchange (slave-to-slave communication)	Yes; as subscriber
— DPV1	Yes
<b>Address area</b>	
— Inputs, max.	2 kbyte
— Outputs, max.	2 kbyte
<b>User data per DP device</b>	
— Inputs, max.	244 byte
— Outputs, max.	244 byte
<b>1st interface / PROFIBUS DP device / header</b>	
• Transmission rate, max.	12 Mbit/s
• automatic baud rate search	Yes; only with passive interface
• Address area, max.	32
• User data per address area, max.	32 byte
<b>Services</b>	
— PG/OP communication	Yes
— Routing	Yes; Only with active interface
— Global data communication	No
— S7 basic communication	No
— S7 communication	Yes
— S7 communication, as client	No
— S7 communication, as server	Yes; Connection configured on one side only
— Direct data exchange (slave-to-slave communication)	Yes
— DPV1	No
<b>Transfer memory</b>	
— Inputs	244 byte
— Outputs	244 byte
<b>2. Interface</b>	
Interface type	Integrated RS 485 interface
Isolated	Yes
<b>Interface types</b>	
• RS 485	Yes
• Output current of the interface, max.	200 mA
<b>Protocols</b>	
• MPI	No
• PROFIBUS DP master	Yes; DP(DRIVE)-Master
• PROFIBUS DP device	No
• Point-to-point connection	No
<b>PROFIBUS DP master</b>	
• Transmission rate, max.	12 Mbit/s
• max. number of DP devices	64
<b>Services</b>	
— PG/OP communication	No
— Routing	No
— Global data communication	No
— S7 basic communication	No
— S7 communication	No
— Equidistance	Yes
— Isochronous mode	Yes
— SYNC/FREEZE	No
— activation/deactivation of DP devices	Yes
— DPV1	No
<b>Address area</b>	
— Inputs, max.	1 024 byte
— Outputs, max.	1 024 byte
<b>User data per DP device</b>	
— Inputs, max.	244 byte
— Outputs, max.	244 byte
<b>2nd interface / PROFIBUS DP device / header</b>	
• GSD file	<a href="http://support.automation.siemens.com">http://support.automation.siemens.com</a> in Product Support area

• Transmission rate, max.	12 Mbit/s
<b>3. Interface</b>	
Interface type	PROFINET
Isolated	Yes
automatic detection of transmission rate	Yes; 10/100 Mbit/s
Autonegotiation	Yes
Autocrossing	Yes
Change of IP address at runtime, supported	Yes
<b>Interface types</b>	
• RJ 45 (Ethernet)	Yes
• Number of ports	2
• integrated switch	Yes
<b>Protocols</b>	
• MPI	No
• PROFINET IO Controller	Yes; Also simultaneously with IO-Device functionality
• PROFINET IO Device	Yes; Also simultaneously with IO Controller functionality
• PROFIBUS DP master	No
• PROFIBUS DP device	No
• Open IE communication	Yes; Via TCP/IP, ISO on TCP, and UDP
• Web server	Yes
• Media redundancy	Yes
<b>PROFINET IO Controller</b>	
• Transmission rate, max.	100 Mbit/s
<b>Services</b>	
— PG/OP communication	Yes
— Routing	Yes
— S7 communication	Yes; With loadable FBs, max. configurable connections: 14, max. number of instances: 32
— Isochronous mode	Yes; OB 61; isochronous mode can only be used alternatively on PROFIBUS DP or PROFINET IO
— Shared device	Yes
— Prioritized startup	Yes
— Number of IO devices with prioritized startup, max.	32
— Number of connectable IO Devices, max.	128
— Of which IO devices with IRT, max.	64
— of which in line, max.	64
— Number of connectable IO Devices for RT, max.	128
— of which in line, max.	128
— Activation/deactivation of IO Devices	Yes
— Number of IO Devices that can be simultaneously activated/deactivated, max.	8
— IO Devices changing during operation (partner ports), supported	Yes
— Number of IO Devices per tool, max.	8
— Device replacement without swap medium	Yes
— Send cycles	250 $\mu$ s, 500 $\mu$ s, 1 ms, 2 ms, 4 ms
— Updating time	250 $\mu$ s to 512 ms (depending on the operating mode, see Manual "S7-300 CPU 31xC and CPU 31x, technical Data" for more details)
<b>Address area</b>	
— Inputs, max.	2 kbyte
— Outputs, max.	2 kbyte
— User data consistency, max.	1 024 byte
<b>PROFINET IO Device</b>	
<b>Services</b>	
— PG/OP communication	Yes
— Routing	Yes
— S7 communication	Yes; With loadable FBs, max. configurable connections: 14, max. number of instances: 32
— Isochronous mode	No
— IRT	Yes
— PROFINergy	Yes; With SFB 73 / 74 prepared for loadable PROFINergy standard FB for I-Device
— Shared device	Yes

— Number of IO Controllers with shared device, max.	2
<b>Transfer memory</b>	
— Inputs, max.	1 440 byte; Per IO Controller with shared device
— Outputs, max.	1 440 byte; Per IO Controller with shared device
<b>Submodules</b>	
— Number, max.	64
— User data per submodule, max.	1 024 byte
<b>Open IE communication</b>	
• Number of connections, max.	8
• Local port numbers used at the system end	0, 20, 21, 23, 25, 80, 102, 135, 161, 443, 8080, 34962, 34963, 34964, 65532, 65533, 65534, 65535
• Keep-alive function, supported	Yes
<b>Protocols</b>	
PROFIsafe	No
<b>Redundancy mode</b>	
<b>Media redundancy</b>	
— Switchover time on line break, typ.	200 ms; PROFINET MRP
— Number of stations in the ring, max.	50
<b>Open IE communication</b>	
• TCP/IP	Yes; via integrated PROFINET interface and loadable FBs
— Number of connections, max.	8
— Data length for connection type 01H, max.	1 460 byte
— Data length for connection type 11H, max.	32 768 byte
— several passive connections per port, supported	Yes
• ISO-on-TCP (RFC1006)	Yes; via integrated PROFINET interface and loadable FBs
— Number of connections, max.	8
— Data length, max.	32 768 byte
• UDP	Yes; via integrated PROFINET interface and loadable FBs
— Number of connections, max.	8
— Data length, max.	1 472 byte
<b>Web server</b>	
• supported	Yes
• User-defined websites	Yes
• Number of HTTP clients	5
<b>communication functions / header</b>	
PG/OP communication	Yes
Data record routing	Yes
<b>Global data communication</b>	
• supported	Yes
• Number of GD loops, max.	8
• Number of GD packets, max.	8
• Number of GD packets, transmitter, max.	8
• Number of GD packets, receiver, max.	8
• Size of GD packets, max.	22 byte
• Size of GD packet (of which consistent), max.	22 byte
<b>S7 basic communication</b>	
• supported	Yes
• User data per job, max.	76 byte
• User data per job (of which consistent), max.	76 byte; 76 bytes (with X_SEND or X_RCV); 64 bytes (with X_PUT or X_GET as server)
<b>S7 communication</b>	
• supported	Yes
• as server	Yes
• as client	Yes; via integrated PROFINET interface and loadable FB or via CP and loadable FB
• User data per job, max.	See online help of STEP 7 (shared parameters of the SFBs/FBs and of the SFCs/FCs of S7 Communication)
<b>S5 compatible communication</b>	
• supported	Yes; via CP and loadable FC
<b>Number of connections</b>	
• overall	16
• usable for PG communication	15

— reserved for PG communication	1
— adjustable for PG communication, min.	1
— adjustable for PG communication, max.	15
• usable for OP communication	15
— reserved for OP communication	1
— adjustable for OP communication, min.	1
— adjustable for OP communication, max.	15
• usable for S7 basic communication	14
— reserved for S7 basic communication	0
— adjustable for S7 basic communication, min.	0
— adjustable for S7 basic communication, max.	14
• usable for S7 communication	14
— reserved for S7 communication	0
— adjustable for S7 communication, min.	0
— adjustable for S7 communication, max.	14
• total number of instances, max.	32
• usable for routing	X1 as MPI: max. 10; X1 as DP master: max. 24; X1 as DP slave (active): max. 14; X2 as PROFINET: 24 max.

### S7 message functions

Number of login stations for message functions, max.	16; Depending on the configured connections for PG/OP and S7 basic communication
Process diagnostic messages	Yes
simultaneously active Alarm_S blocks, max.	300

### Test commissioning functions

Status block	Yes; Up to 2 simultaneously
Single step	Yes
Number of breakpoints	4; without continuation
Status/control	
• Status/control variable	Yes
• Variables	Inputs, outputs, memory bits, DB, times, counters
• Number of variables, max.	30
— of which status variables, max.	30
— of which control variables, max.	14

### Forcing

• Forcing	Yes
• Forcing, variables	Inputs, outputs
• Number of variables, max.	10

### Diagnostic buffer

• present	Yes
• Number of entries, max.	500
— adjustable	No
— of which powerfail-proof	100; Only the last 100 entries are retained
• Number of entries readable in RUN, max.	499
— adjustable	Yes; From 10 to 499
— preset	10

### Service data

• can be read out	Yes
-------------------	-----

### Interrupts/diagnostics/status information

Alarms	No
Diagnostics function	No
Diagnostics indication LED	
• Status indicator digital input (green)	Yes
• Status indicator digital output (green)	Yes

### Potential separation

Potential separation digital inputs	
• between the channels and backplane bus	Yes
Potential separation digital outputs	
• between the channels and backplane bus	Yes

### Isolation

Isolation tested with	500 V DC
-----------------------	----------

### Ambient conditions

Ambient temperature during operation	
• min.	0 °C
• max.	60 °C

**configuration / header**

Configuration software	
• STEP 7	Yes; STEP 7 V5.5 SP2 or higher and S7-Technology option package V4.2 SP3

**configuration / programming / header**

• Command set	see instruction list
• Nesting levels	8
• System functions (SFC)	see instruction list
• System function blocks (SFB)	see instruction list

**Programming language**

— LAD	Yes
— FBD	Yes
— STL	Yes
— SCL	Yes
— CFC	Yes
— GRAPH	Yes
— HiGraph®	Yes

**Know-how protection**

• User program protection/password protection	Yes
• Block encryption	Yes; With S7 block Privacy

**Dimensions**

Width	120 mm
Height	125 mm
Depth	130 mm

**Weights**

Weight, approx.	640 g
-----------------	-------

**Classifications**

	Version	Classification
eClass	14	27-24-22-07
eClass	12	27-24-22-07
eClass	9.1	27-24-22-07
eClass	9	27-24-22-07
eClass	8	27-24-22-07
eClass	7.1	27-24-22-07
eClass	6	27-24-22-07
ETIM	9	EC000236
ETIM	8	EC000236
ETIM	7	EC000236
IDEA	4	3565
UNSPSC	15	32-15-17-05

**Approvals / Certificates**






**General Product Approval**

[Manufacturer Declaration](#)



[Miscellaneous](#)


**EMV For use in hazardous locations**



[FM](#)




For use in hazardous locations

Marine / Shipping

[Miscellaneous](#)

[CCC-Ex](#)



Marine / Shipping

Industrial Communication



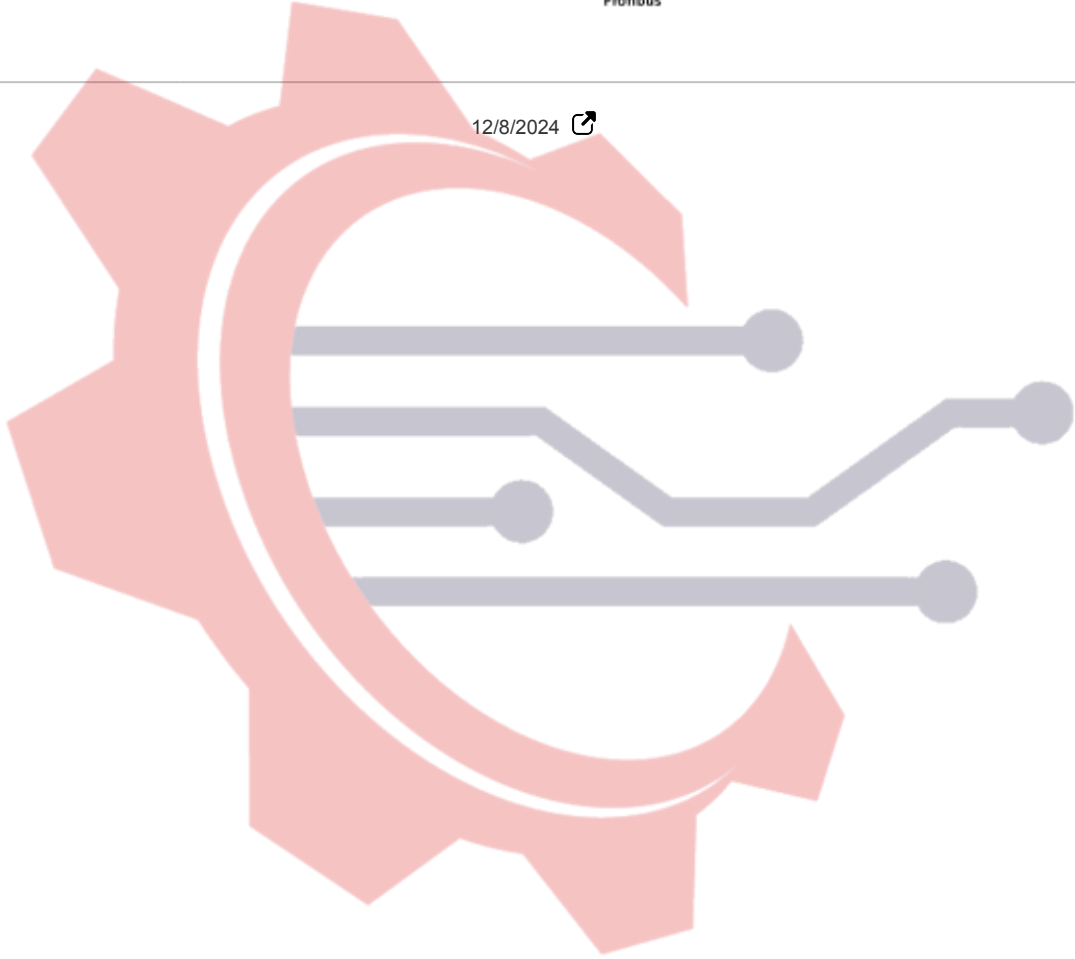
[CCS \(China Classification Society\)](#)

[PROFINET](#)



last modified:

12/8/2024



ماکان کنترول