

SIMATIC S7-300 CPU 319-3 PN/DP, Central processing unit with 2 MB work memory, 1st interface MPI/DP 12 Mbit/s, 2nd interface DP master/slave 3rd interface Ethernet PROFINET, with 2-port switch, Micro Memory Card required

General information	
Product type designation	CPU 319-3 PN/DP
HW functional status	01
Firmware version	V3.2
Product function	
<ul style="list-style-type: none"> • Isochronous mode 	Yes; Via 2nd PROFIBUS DP or PROFINET interface
Engineering with	
<ul style="list-style-type: none"> • Programming package 	STEP 7 V5.5 or higher
Supply voltage	
Rated value (DC)	24 V
permissible range, lower limit (DC)	19.2 V
permissible range, upper limit (DC)	28.8 V
external protection for power supply lines (recommendation)	2 A min.
Mains buffering	
<ul style="list-style-type: none"> • Mains/voltage failure stored energy time • Repeat rate, min. 	5 ms 1 s
Input current	
Current consumption (rated value)	1 250 mA
Current consumption (in no-load operation), typ.	500 mA
Inrush current, typ.	4 A
I^2t	1.2 A ² ·s
Power loss	
Power loss, typ.	14 W
Memory	
Work memory	
<ul style="list-style-type: none"> • integrated • expandable 	2 048 kbyte No
Load memory	
<ul style="list-style-type: none"> • Plug-in (MMC) • Plug-in (MMC), max. • Data management on MMC (after last programming), min. 	Yes 8 Mbyte 10 a
Backup	
<ul style="list-style-type: none"> • present • without battery 	Yes Yes
CPU processing times	
for bit operations, typ.	0.004 μs
for word operations, typ.	0.01 μs
for fixed point arithmetic, typ.	0.01 μs
for floating point arithmetic, typ.	0.04 μs

CPU-blocks

Number of blocks (total)	4 096; (DBs, FCs, FBs); the maximum number of loadable blocks can be reduced by the MMC used.
--------------------------	---

DB

- | | |
|--|---|
| <ul style="list-style-type: none"> • Number, max. • Size, max. | 4 096; Number range: 1 to 16000
64 kbyte |
|--|---|

FB

- | | |
|--|--|
| <ul style="list-style-type: none"> • Number, max. • Size, max. | 4 096; Number range: 0 to 7999
64 kbyte |
|--|--|

FC

- | | |
|--|--|
| <ul style="list-style-type: none"> • Number, max. • Size, max. | 4 096; Number range: 0 to 7999
64 kbyte |
|--|--|

OB

- | | |
|--|--|
| <ul style="list-style-type: none"> • Size, max. • Number of free cycle OBs • Number of time alarm OBs • Number of delay alarm OBs • Number of cyclic interrupt OBs • Number of process alarm OBs • Number of DPV1 alarm OBs • Number of isochronous mode OBs • Number of startup OBs • Number of asynchronous error OBs • Number of synchronous error OBs | 64 kbyte
1; OB 1
1; OB 10
2; OB 20, 21
4; OB 32, 33, 34, 35 (OB 35: smallest settable clock pulse = 500 μs)
1; OB 40
3; OB 55, 56, 57
1; OB 61
1; OB 100
6; OB 80, 82, 83, 85, 86, 87 (OB83 only for PROFINET IO)
2; OB 121, 122 |
|--|--|

Nesting depth

- | | |
|---|---------|
| <ul style="list-style-type: none"> • per priority class • additional within an error OB | 16
4 |
|---|---------|

Counters, timers and their retentivity**S7 counter**

- | | |
|--|-------|
| <ul style="list-style-type: none"> • Number | 2 048 |
|--|-------|

Retentivity

- | | |
|--------------|------------|
| — adjustable | Yes |
| — preset | Z 0 to Z 7 |

Counting range

- | | |
|---------------|-----|
| — adjustable | Yes |
| — lower limit | 0 |
| — upper limit | 999 |

IEC counter

- | | |
|---|--|
| <ul style="list-style-type: none"> • present • Type • Number | Yes
SFB
Unlimited (limited only by RAM capacity) |
|---|--|

S7 times

- | | |
|--|-------|
| <ul style="list-style-type: none"> • Number | 2 048 |
|--|-------|

Retentivity

- | | |
|--------------|----------------|
| — adjustable | Yes |
| — preset | No retentivity |

Time range

- | | |
|---------------|---------|
| — lower limit | 10 ms |
| — upper limit | 9 990 s |

IEC timer

- | | |
|---|--|
| <ul style="list-style-type: none"> • present • Type • Number | Yes
SFB
Unlimited (limited only by RAM capacity) |
|---|--|

Data areas and their retentivity

Retentive data area (incl. timers, counters, flags), max.	700 kbyte
---	-----------

Flag

- | | |
|---|---|
| <ul style="list-style-type: none"> • Size, max. • Retentivity available • Retentivity preset • Number of clock memories | 8 192 byte
Yes; From MB 0 to MB 8 191
MB 0 to MB 15
8; 1 memory byte |
|---|---|

Data blocks

<ul style="list-style-type: none"> • Retentivity adjustable • Retentivity preset 	<p>Yes; via non-retain property on DB</p> <p>Yes</p>
Local data	
<ul style="list-style-type: none"> • per priority class, max. 	32 768 byte; Max. 2048 bytes per block
Address area	
I/O address area	
<ul style="list-style-type: none"> • Inputs • Outputs 	<p>8 192 byte</p> <p>8 192 byte</p>
of which distributed	
<ul style="list-style-type: none"> — Inputs — Outputs 	<p>8 192 byte</p> <p>8 192 byte</p>
Process image	
<ul style="list-style-type: none"> • Inputs • Outputs • Inputs, adjustable • Outputs, adjustable • Inputs, default • Outputs, default 	<p>8 192 byte</p> <p>8 192 byte</p> <p>8 192 byte</p> <p>8 192 byte</p> <p>256 byte</p> <p>256 byte</p>
Subprocess images	
<ul style="list-style-type: none"> • Number of subprocess images, max. 	1; With PROFINET IO, the length of the user data is limited to 1600 bytes
Digital channels	
<ul style="list-style-type: none"> • Inputs <ul style="list-style-type: none"> — of which central • Outputs <ul style="list-style-type: none"> — of which central 	<p>65 536</p> <p>1 024</p> <p>65 536</p> <p>1 024</p>
Analog channels	
<ul style="list-style-type: none"> • Inputs <ul style="list-style-type: none"> — of which central • Outputs <ul style="list-style-type: none"> — of which central 	<p>4 096</p> <p>256</p> <p>4 096</p> <p>256</p>
Hardware configuration	
Number of DP masters	
<ul style="list-style-type: none"> • integrated • via CP 	<p>2</p> <p>4</p>
Number of operable FMs and CPs (recommended)	
<ul style="list-style-type: none"> • FM • CP, PtP • CP, LAN 	<p>8</p> <p>8</p> <p>10</p>
Rack	
<ul style="list-style-type: none"> • Racks, max. • Modules per rack, max. 	<p>4</p> <p>8</p>
Time of day	
Clock	
<ul style="list-style-type: none"> • Hardware clock (real-time) • retentive and synchronizable • Backup time • Deviation per day, max. • Behavior of the clock following POWER-ON • Behavior of the clock following expiry of backup period 	<p>Yes</p> <p>Yes</p> <p>6 wk; At 40 °C ambient temperature</p> <p>10 s; Typ.: 2 s</p> <p>Clock continues running after POWER OFF</p> <p>the clock continues at the time of day it had when power was switched off</p>
Operating hours counter	
<ul style="list-style-type: none"> • Number • Number/Number range • Range of values • Granularity • retentive 	<p>4</p> <p>0 to 3</p> <p>0 to 2³¹ hours (when using SFC 101)</p> <p>1 h</p> <p>Yes; Must be restarted at each restart</p>
Clock synchronization	
<ul style="list-style-type: none"> • supported • to MPI, master • on MPI, device • to DP, master 	<p>Yes</p> <p>Yes</p> <p>Yes</p> <p>Yes; With DP slave only slave clock</p>

<ul style="list-style-type: none"> • on DP, device 	Yes
<ul style="list-style-type: none"> • in AS, master 	Yes
<ul style="list-style-type: none"> • in AS, device 	Yes
<ul style="list-style-type: none"> • on Ethernet via NTP 	Yes; As client
Digital inputs	
Number of digital inputs	0
Digital outputs	
Number of digital outputs	0
Analog inputs	
Number of analog inputs	0
Interfaces	
Number of PROFINET interfaces	1; 2 ports (switch) RJ45
Number of RS 485 interfaces	2; Combined MPI / PROFIBUS DP and PROFIBUS DP
Number of RS 422 interfaces	0
1. Interface	
Interface type	Integrated RS 485 interface
Isolated	Yes
Interface types	
<ul style="list-style-type: none"> • RS 485 	Yes
<ul style="list-style-type: none"> • Output current of the interface, max. 	150 mA
Protocols	
<ul style="list-style-type: none"> • MPI 	Yes
<ul style="list-style-type: none"> • PROFIBUS DP master 	Yes
<ul style="list-style-type: none"> • PROFIBUS DP device 	Yes; A DP slave at both interfaces simultaneously is not possible
<ul style="list-style-type: none"> • Point-to-point connection 	No
MPI	
<ul style="list-style-type: none"> • Transmission rate, max. 	12 Mbit/s
Services	
— PG/OP communication	Yes
— Routing	Yes
— Global data communication	Yes
— S7 basic communication	Yes
— S7 communication	Yes
— S7 communication, as client	No; but via CP and loadable FB
— S7 communication, as server	Yes
PROFIBUS DP master	
<ul style="list-style-type: none"> • Transmission rate, max. 	12 Mbit/s
<ul style="list-style-type: none"> • max. number of DP devices 	124
Services	
— PG/OP communication	Yes
— Routing	Yes
— Global data communication	No
— S7 basic communication	Yes; 1 blocks only
— S7 communication	Yes
— S7 communication, as client	No
— S7 communication, as server	Yes
— Equidistance	Yes
— Isochronous mode	No
— SYNC/FREEZE	Yes
— activation/deactivation of DP devices	Yes
— max. number of DP devices that can be activated/deactivated at the same time	8
— Direct data exchange (slave-to-slave communication)	Yes; as subscriber
— DPV1	Yes
Address area	
— Inputs, max.	8 kbyte
— Outputs, max.	8 kbyte
User data per DP device	
— Inputs, max.	244 byte
— Outputs, max.	244 byte

1st interface / PROFIBUS DP device / header	
<ul style="list-style-type: none"> • Transmission rate, max. 	12 Mbit/s
<ul style="list-style-type: none"> • automatic baud rate search 	Yes; only with passive interface
<ul style="list-style-type: none"> • Address area, max. 	32
<ul style="list-style-type: none"> • User data per address area, max. 	32 byte
Services	
— PG/OP communication	Yes
— Routing	Yes; with interface active
— Global data communication	No
— S7 basic communication	No
— S7 communication	Yes
— S7 communication, as client	No
— S7 communication, as server	Yes; Connection configured on one side only
— Direct data exchange (slave-to-slave communication)	Yes
— DPV1	No
Transfer memory	
— Inputs	244 byte
— Outputs	244 byte
2. Interface	
Interface type	Integrated RS 485 interface
Isolated	Yes
Interface types	
<ul style="list-style-type: none"> • RS 485 	Yes
<ul style="list-style-type: none"> • Output current of the interface, max. 	200 mA
Protocols	
<ul style="list-style-type: none"> • MPI 	No
<ul style="list-style-type: none"> • PROFINET IO Controller 	No
<ul style="list-style-type: none"> • PROFINET IO Device 	No
<ul style="list-style-type: none"> • PROFINET CBA 	No
<ul style="list-style-type: none"> • PROFIBUS DP master 	Yes
<ul style="list-style-type: none"> • PROFIBUS DP device 	Yes; A DP slave at both interfaces simultaneously is not possible
<ul style="list-style-type: none"> • Open IE communication 	No
<ul style="list-style-type: none"> • Web server 	No
PROFIBUS DP master	
<ul style="list-style-type: none"> • Transmission rate, max. 	12 Mbit/s
<ul style="list-style-type: none"> • max. number of DP devices 	124
Services	
— PG/OP communication	Yes
— Routing	Yes
— Global data communication	No
— S7 basic communication	Yes; I blocks only
— S7 communication	Yes
— S7 communication, as client	No
— S7 communication, as server	Yes; Connection configured on one side only
— Equidistance	Yes
— Isochronous mode	Yes; OB 61 - isochronous mode is possible either on DP or PROFINET IO (not simultaneously)
— SYNC/FREEZE	Yes
— activation/deactivation of DP devices	Yes
— max. number of DP devices that can be activated/deactivated at the same time	8
— Direct data exchange (slave-to-slave communication)	Yes; as subscriber
— DPV1	Yes
Address area	
— Inputs, max.	8 kbyte
— Outputs, max.	8 kbyte
User data per DP device	
— Inputs, max.	244 byte
— Outputs, max.	244 byte
2nd interface / PROFIBUS DP device / header	

<ul style="list-style-type: none"> • GSD file • Transmission rate, max. • automatic baud rate search • Address area, max. • User data per address area, max. 	<p>The latest GSD file is available at: http://www.siemens.com/profibus-gsd</p> <p>12 Mbit/s</p> <p>Yes; only with passive interface</p> <p>32</p> <p>32 byte</p>
Services	
— PG/OP communication	Yes
— Routing	Yes; with interface active
— Global data communication	No
— S7 basic communication	No
— S7 communication	Yes
— S7 communication, as client	No
— S7 communication, as server	Yes; Connection configured on one side only
— Direct data exchange (slave-to-slave communication)	Yes
— DPV1	No
Transfer memory	
— Inputs	244 byte
— Outputs	244 byte
3. Interface	
Interface type	PROFINET
Isolated	Yes
automatic detection of transmission rate	Yes; 10/100 Mbit/s
Autonegotiation	Yes
Autocrossing	Yes
Change of IP address at runtime, supported	Yes
Interface types	
<ul style="list-style-type: none"> • RJ 45 (Ethernet) • Number of ports • integrated switch 	<p>Yes</p> <p>2</p> <p>Yes</p>
Protocols	
<ul style="list-style-type: none"> • MPI • PROFINET IO Controller • PROFINET IO Device • PROFINET CBA • PROFIBUS DP master • PROFIBUS DP device • Open IE communication • Web server • Media redundancy 	<p>No</p> <p>Yes; Also simultaneously with I-Device functionality</p> <p>Yes; Also simultaneously with IO Controller functionality</p> <p>Yes</p> <p>No</p> <p>No</p> <p>Yes; Via TCP/IP, ISO on TCP, and UDP</p> <p>Yes</p> <p>Yes</p>
PROFINET IO Controller	
<ul style="list-style-type: none"> • Transmission rate, max. 	100 Mbit/s
Services	
— PG/OP communication	Yes
— Routing	Yes
— S7 communication	Yes; with loadable FBs, max. configurable connections: 16, max. number of instances: 32
— Isochronous mode	Yes; OB 61 - isochronous mode is possible either on DP or PROFINET IO (not simultaneously)
— Shared device	Yes
— Prioritized startup	Yes
— Number of IO devices with prioritized startup, max.	32
— Number of connectable IO Devices, max.	256
— Of which IO devices with IRT, max.	64
— of which in line, max.	64
— Number of IO Devices with IRT and the option "high flexibility"	256
— of which in line, max.	61
— Number of connectable IO Devices for RT, max.	256
— of which in line, max.	256
— Activation/deactivation of IO Devices	Yes
— Number of IO Devices that can be simultaneously	8

activated/deactivated, max.	
— IO Devices changing during operation (partner ports), supported	Yes
— Number of IO Devices per tool, max.	8
— Device replacement without swap medium	Yes
— Send cycles	250 µs, 500 µs, 1 ms; 2 ms, 4 ms (not in the case of IRT with "high flexibility" option)
— Updating time	250 µs to 512 ms (depending on the operating mode, see Manual "S7-300 CPU 31xC and CPU 31x, technical Data" for more details)
Address area	
— Inputs, max.	8 kbyte
— Outputs, max.	8 kbyte
— User data consistency, max.	1 024 byte
PROFINET IO Device	
Services	
— PG/OP communication	Yes
— Routing	Yes
— S7 communication	Yes; with loadable FBs, max. configurable connections: 16, max. number of instances: 32
— Isochronous mode	No
— IRT	Yes
— PROFINergy	Yes; With SFB 73 / 74 prepared for loadable PROFINergy standard FB for I-Device
— Shared device	Yes
— Number of IO Controllers with shared device, max.	2
Transfer memory	
— Inputs, max.	1 440 byte; Per IO Controller with shared device
— Outputs, max.	1 440 byte; Per IO Controller with shared device
Submodules	
— Number, max.	64
— User data per submodule, max.	1 024 byte
PROFINET CBA	
• acyclic transmission	Yes
• cyclic transmission	Yes
Open IE communication	
• Number of connections, max.	32
• Local port numbers used at the system end	0, 20, 21, 23, 25, 80, 102, 135, 161, 443, 8080, 34962, 34963, 34964, 65532, 65533, 65534, 65535
• Keep-alive function, supported	Yes
Protocols	
PROFIsafe	No
Redundancy mode	
Media redundancy	
— Switchover time on line break, typ.	200 ms; PROFINET MRP
— Number of stations in the ring, max.	50
Open IE communication	
• TCP/IP	Yes; via integrated PROFINET interface and loadable FBs
— Number of connections, max.	32
— Data length for connection type 01H, max.	1 460 byte
— Data length for connection type 11H, max.	32 768 byte
— several passive connections per port, supported	Yes
• ISO-on-TCP (RFC1006)	Yes; via integrated PROFINET interface and loadable FBs
— Number of connections, max.	32
— Data length, max.	32 768 byte
• UDP	Yes; via integrated PROFINET interface and loadable FBs
— Number of connections, max.	32
— Data length, max.	1 472 byte
Web server	
• supported	Yes
• User-defined websites	Yes
• Number of HTTP clients	5
communication functions / header	

PG/OP communication	Yes
Data record routing	Yes
Global data communication	
<ul style="list-style-type: none"> • supported 	Yes
<ul style="list-style-type: none"> • Number of GD loops, max. 	8
<ul style="list-style-type: none"> • Number of GD packets, max. 	8
<ul style="list-style-type: none"> • Number of GD packets, transmitter, max. 	8
<ul style="list-style-type: none"> • Number of GD packets, receiver, max. 	8
<ul style="list-style-type: none"> • Size of GD packets, max. 	22 byte
<ul style="list-style-type: none"> • Size of GD packet (of which consistent), max. 	22 byte
S7 basic communication	
<ul style="list-style-type: none"> • supported 	Yes
<ul style="list-style-type: none"> • User data per job, max. 	76 byte
<ul style="list-style-type: none"> • User data per job (of which consistent), max. 	76 byte; 76 bytes (with X_SEND or X_RCV); 64 bytes (with X_PUT or X_GET as server)
S7 communication	
<ul style="list-style-type: none"> • supported 	Yes
<ul style="list-style-type: none"> • as server 	Yes
<ul style="list-style-type: none"> • as client 	Yes; via integrated PROFINET interface and loadable FB or via CP and loadable FB
<ul style="list-style-type: none"> • User data per job, max. 	See online help of STEP 7 (shared parameters of the SFBs/FBs and of the SFCs/FCs of S7 Communication)
S5 compatible communication	
<ul style="list-style-type: none"> • supported 	Yes; via CP and loadable FC
communication functions / PROFINET CBA (with set target communication load) / header	
<ul style="list-style-type: none"> • Setpoint for the CPU communication load 	20 %
<ul style="list-style-type: none"> • Number of remote interconnection partners 	32
<ul style="list-style-type: none"> • number of master/device functions 	50
<ul style="list-style-type: none"> • total of all master/device connections 	3 000
<ul style="list-style-type: none"> • data length of all incoming master/device connections, max. 	24 000 byte
<ul style="list-style-type: none"> • data length of all outgoing master/device connections, max. 	24 000 byte
<ul style="list-style-type: none"> • Number of device-internal and PROFIBUS interconnections 	1 000
<ul style="list-style-type: none"> • Data length of device-internal und PROFIBUS interconnections, max. 	8 000 byte
<ul style="list-style-type: none"> • Data length per connection, max. 	1 400 byte
performance data / PROFINET CBA / remote interconnection / with acyclic transfer / header	
— Sampling interval, min.	200 ms
— Number of incoming interconnections	100
— Number of outgoing interconnections	100
— Data length of all incoming interconnections, max.	3 200 byte
— Data length of all outgoing interconnections, max.	3 200 byte
— Data length per connection, max.	1 400 byte
performance data / PROFINET CBA / remote interconnection / with cyclic transfer / header	
— Transmission frequency: Transmission interval, min.	1 ms
— Number of incoming interconnections	300
— Number of outgoing interconnections	300
— Data length of all incoming interconnections, max.	4 800 byte
— Data length of all outgoing interconnections, max.	4 800 byte
— Data length per connection, max.	450 byte
performance data / PROFINET CBA / HMI variables via PROFINET / acyclic / header	
— Number of stations that can log on for HMI variables (PN OPC/iMap)	3; 2x PN OPC/1x iMap
— HMI variable updating	500 ms
— Number of HMI variables	600
— Data length of all HMI variables, max.	9 600 byte
performance data / PROFINET CBA / PROFIBUS proxy functionality / header	
— supported	Yes
— Number of linked PROFIBUS devices	32
— Data length per connection, max.	240 byte; Slave-dependent
Number of connections	

• overall	32
• usable for PG communication	31
— reserved for PG communication	1
— adjustable for PG communication, min.	1
— adjustable for PG communication, max.	31
• usable for OP communication	31
— reserved for OP communication	1
— adjustable for OP communication, min.	1
— adjustable for OP communication, max.	31
• usable for S7 basic communication	30
— reserved for S7 basic communication	0
— adjustable for S7 basic communication, min.	0
— adjustable for S7 basic communication, max.	30
• usable for S7 communication	16
— reserved for S7 communication	0
— adjustable for S7 communication, min.	0
— adjustable for S7 communication, max.	16
• total number of instances, max.	32
• usable for routing	X1 as MPI: max. 10; X1 as DP master: max. 24; X1 as DP slave (active): max. 14; X2 as DP master: max. 24; X2 as DP slave (active): max. 14; X3 as PROFINET: 48 max.

S7 message functions

Number of login stations for message functions, max.	32; Depending on the configured connections for PG/OP and S7 basic communication
Process diagnostic messages	Yes
simultaneously active Alarm_S blocks, max.	300

Test commissioning functions

Status block	Yes; Up to 2 simultaneously
Single step	Yes
Number of breakpoints	4

Status/control

• Status/control variable	Yes
• Variables	Inputs, outputs, memory bits, DB, times, counters
• Number of variables, max.	30
— of which status variables, max.	30
— of which control variables, max.	14

Forcing

• Forcing	Yes
• Forcing, variables	Inputs, outputs
• Number of variables, max.	10

Diagnostic buffer

• present	Yes
• Number of entries, max.	500
— adjustable	No
— of which powerfail-proof	100
• Number of entries readable in RUN, max.	499
— adjustable	Yes; From 10 to 499
— preset	10

Service data

• can be read out	Yes
-------------------	-----

Ambient conditions

Ambient temperature during operation	
• min.	0 °C
• max.	60 °C

configuration / header

Configuration software	
• STEP 7	Yes; V5.5 or higher
configuration / programming / header	
• Command set	see instruction list
• Nesting levels	8
• System functions (SFC)	see instruction list

• System function blocks (SFB)	see instruction list
Programming language	
— LAD	Yes
— FBD	Yes
— STL	Yes
— SCL	Yes
— CFC	Yes
— GRAPH	Yes
— HiGraph®	Yes
Know-how protection	
• User program protection/password protection	Yes
• Block encryption	Yes; With S7 block Privacy

Dimensions	
Width	120 mm
Height	125 mm
Depth	130 mm

Weights	
Weight, approx.	1 250 g

Classifications			
		Version	Classification
	eClass	14	27-24-22-07
	eClass	12	27-24-22-07
	eClass	9.1	27-24-22-07
	eClass	9	27-24-22-07
	eClass	8	27-24-22-07
	eClass	7.1	27-24-22-07
	eClass	6	27-24-22-07
	ETIM	9	EC000236
	ETIM	8	EC000236
	ETIM	7	EC000236
	IDEA	4	3565
	UNSPSC	15	32-15-17-05

Approvals / Certificates






General Product Approval

[Manufacturer Declaration](#)



[Miscellaneous](#)


EMV **For use in hazardous locations**



[FM](#)




For use in hazardous locations **Marine / Shipping**

[Miscellaneous](#)
[CCC-Ex](#)





Marine / Shipping **Industrial Communication**



[CCS \(China Classification Society\)](#)



[PROFINET](#)

last modified:

12/8/2024



ماكان كنترول