



SIMATIC S7-1500, System power supply PS 25W 24 V DC, supplies the backplane bus of the S7-1500 with operating voltage

General information	
Product type designation	PS 25W 24VDC
HW functional status	from FS01
Firmware version	from V1.0.0
Engineering with	
<ul style="list-style-type: none"> <li>STEP 7 TIA Portal configurable/integrated from version</li> </ul>	V12 / V12
<ul style="list-style-type: none"> <li>STEP 7 configurable/integrated from version</li> </ul>	V5.5 SP3 or higher
Supply voltage	
Rated value (DC)	24 V
permissible range, lower limit (DC)	19.2 V; Static 19.2 V, dynamic 18.5 V
permissible range, upper limit (DC)	28.8 V; Static 28.8 V, dynamic 30.2 V
Reverse polarity protection	Yes
Short-circuit protection	Yes
Mains buffering	
<ul style="list-style-type: none"> <li>Mains/voltage failure stored energy time</li> </ul>	20 ms
Input current	
Rated value at 24 V DC	1.3 A
Output current	
Short-circuit protection	Yes
Power	
Infeed power to the backplane bus	25 W
Power loss	
Power loss at nominal rating conditions	6.2 W
Interrupts/diagnostics/status information	
Status indicator	Yes
Potential separation	
primary/secondary	Yes
Isolation	
Isolation tested with	707 V DC (type test)
EMC	
Interference immunity against voltage surge	
<ul style="list-style-type: none"> <li>Interference immunity on supply lines acc. to IEC 61000-4-5</li> </ul>	Yes; $\pm 1$ kV (acc. to IEC 61000-4-5; 1995; surge symm.), $\pm 2$ kV (acc. to IEC 61000-4-5; 1995; surge asymm.), no external protective circuit required
Degree and class of protection	
Equipment protection class	III, with protective conductor
Ambient conditions	
Ambient temperature during operation	
<ul style="list-style-type: none"> <li>min.</li> </ul>	-25 °C; up to FS03: 0 °C
<ul style="list-style-type: none"> <li>max.</li> </ul>	60 °C
<ul style="list-style-type: none"> <li>horizontal installation, min.</li> </ul>	-25 °C; up to FS03: 0 °C

- horizontal installation, max. 60 °C
- vertical installation, min. -25 °C; up to FS03: 0 °C
- vertical installation, max. 40 °C

Ambient temperature during storage/transportation	
• min.	-40 °C
• max.	70 °C

Altitude during operation relating to sea level	
• Installation altitude above sea level, max.	5 000 m; Restrictions for installation altitudes > 2 000 m, see manual

<b>Dimensions</b>	
Width	35 mm
Height	147 mm
Depth	129 mm

<b>Weights</b>	
Weight, approx.	350 g




<b>Classifications</b>		
	<b>Version</b>	<b>Classification</b>
eClass	14	27-24-22-09
eClass	12	27-24-22-09
eClass	9.1	27-24-22-09
eClass	9	27-24-22-09
eClass	8	27-24-22-09
eClass	7.1	27-24-22-09
eClass	6	27-24-22-09
ETIM	9	EC000599
ETIM	8	EC000599
ETIM	7	EC000599
IDEA	4	3575
UNSPSC	15	32-15-17-06

**Approvals / Certificates**



**General Product Approval**

[Miscellaneous](#)     [Manufacturer Declaration](#)                    [KC](#)

**General Product Approval**     **For use in hazardous locations**

     [BIS CRS](#)          [FM](#)          [FM](#)

**For use in hazardous locations**     **Test Certificates**

[CCC-Ex](#)               [Type Examination Certificate](#)     [Miscellaneous](#)     [Type Test Certificates/Test Report](#)

**Maritime application**

                    [NK / Nippon Kaiji Kyokai](#)     

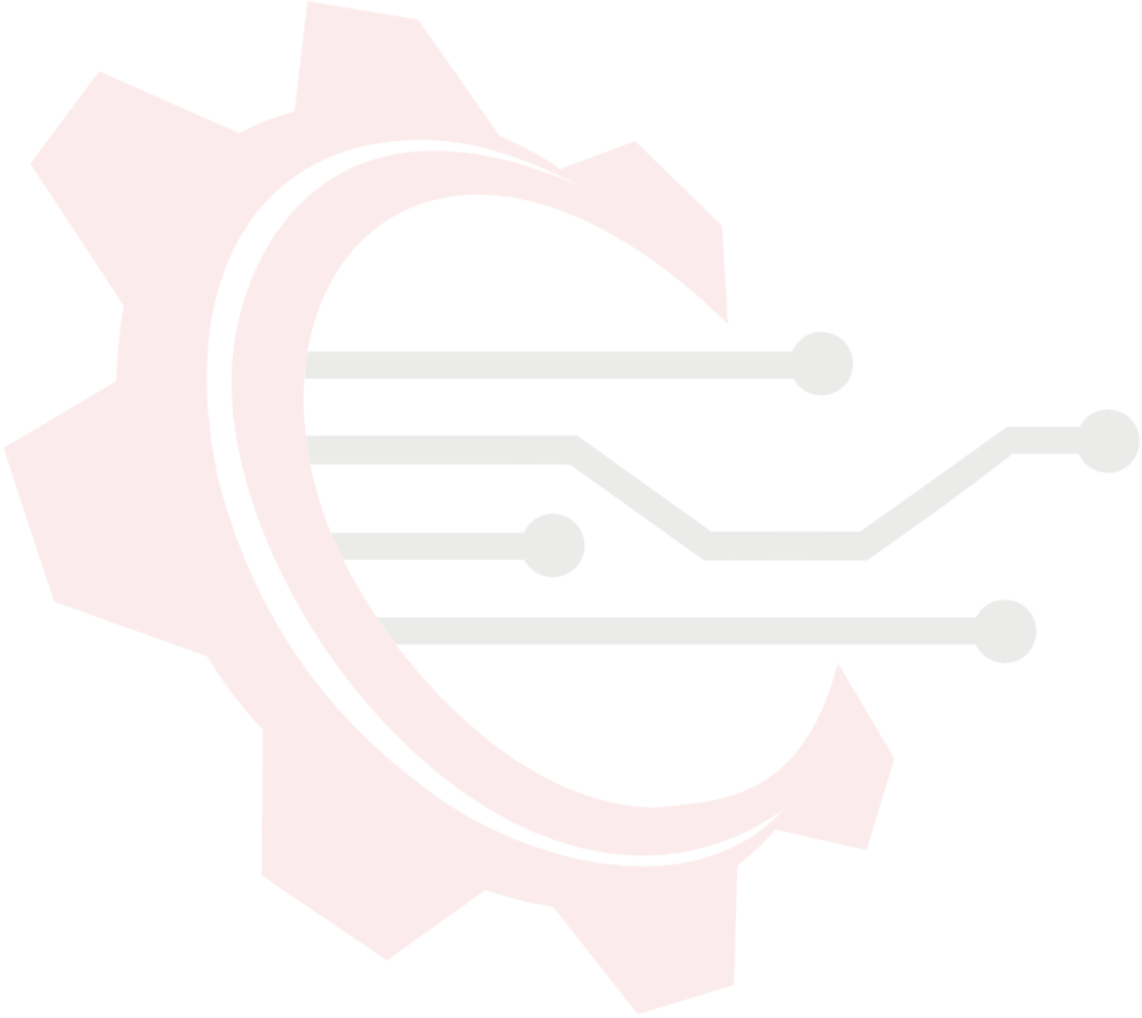


[CCS \(China Classification Society\)](#)



last modified:

4/24/2025



ماکان کنترول